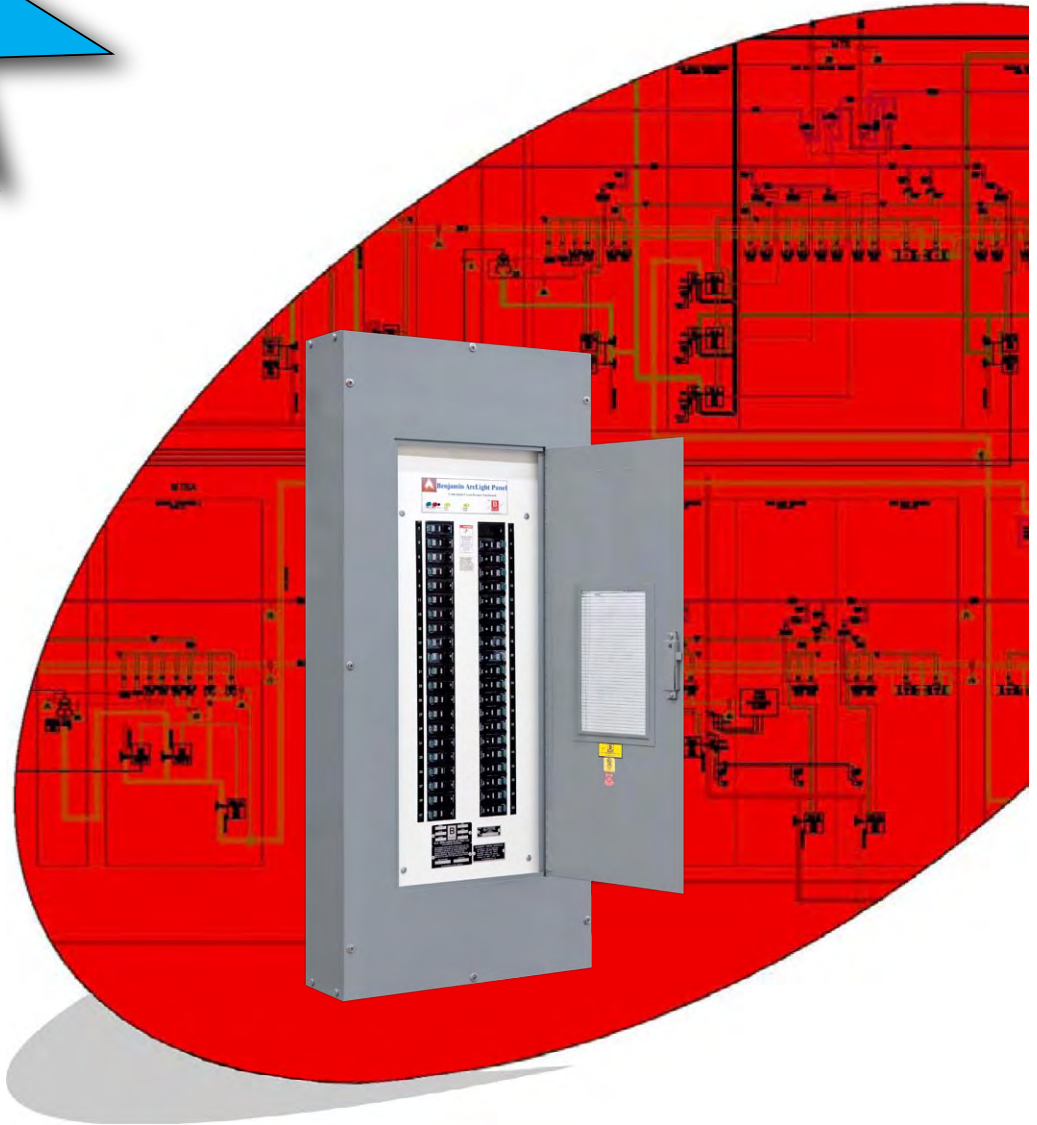


BENJAMIN ArcLight Panel™



Controllable Circuit Breaker Panelboard

An *efficient addition* to your Lighting Controls and Energy Management Systems



Since 1911

W. A. Benjamin Electric Company
Manufacturers of Quality Electrical Power Distribution Equipment



BENJAMIN ArcLight Panel™ Controllable Circuit Breaker Panel

Reduces Energy Costs

The Benjamin ArcLight panel helps meet new government regulations for reduction of energy usage by providing the ability to easily control the times at which lighting usage occurs.

Comprehensive Communications

Communicates to ALL Energy Management and Building Automaton Controllers. Uses Ethernet, Serial, and wire-less communications protocols.

Reduce Installation Costs

By combining the branch circuit breaker protection with a panel of Control Relays into one convenient package, the Benjamin ArcLight panel reduces wiring costs and saves on wall space.

Retrofits Made Easy

The Benjamin ArcLight panel uses the same industry standard panelboard sizes allowing direct replacement of existing lighting panels.

Flexible Mounting Options

- Surface or flush wall mount
- Raintight Enclosures
- Integration into Switchboards
- Retrofit to existing installations

Suitable for a Variety of Applications

- Energy Management Systems
- Building Automation
- Daylight Harvesting
- Lighting Control Systems




BENJAMIN ArcLight Panel™ with Power Metering

Quality - Because W.A. Benjamin Electric Co. manufactures each panelboard to the clients requirements, we are able to offer extensive flexibility in our designs to meet the client's needs. Retrofits into existing enclosures, upgrades, double MLO, sub-main breakers, etc. The possibilities are endless!

Power Metering Interface (PMI) - The embedded webserver contains pre-configured web pages that provide "quick-access" to real-time and historical power metering data for all metered circuits along with the power data measured at the panelboards main feed.


Embedded Data Processing- All Power Circuit Data and Breaker Control is provided by our Master Processor, which makes the data available via standard memory mappings or through a webserver. A wide variety of standard communication protocols are available for connection to the Master Processor (see specifications on back page).



Flexible Communications - The modular communications adapter provides connectivity to all industry-standard serial, Ethernet and wireless protocols available in Lighting Control and Building Management Systems.

Efficient Modularity - Power Metering and Breaker Control functionality are contained on a single circuit board which interfaces to three circuit breakers. This arrangement allows the user to purchase only what is needed. As demand rises, circuit board expansion is field-upgradable to increase power metering or breaker control functionality.

Expansion Connector



Multi-Function Configurations - The panelboard can be configured with power metering on any combination of overcurrent protection circuit breakers, controllable overcurrent protection circuit breakers, or Panasonic lighting relays. Eaton's Cutler-Hammer innovative solenoid operated remote controlled circuit breakers combine the protective features of the conventional circuit breaker with the switching functions of a contactor. Panasonic's WR series lighting relays are made available to further enhance the zone control capabilities of the panelboard and are controlled through the same interface as the controllable circuit breakers. This multi-function combination provides a panelboard with single-point network connectivity and an efficient installation offering.

BENJAMIN ArcLight Panel™

Specifications

Voltage Ratings	120V 1Ø2W	120/240V 1Ø3W	208Y/120V 3Ø4W	480Y/277V 3Ø4W
------------------------	-----------	---------------	----------------	----------------

AIC Ratings	65kAIC@240V Fully Rated to 100kAIC Series Rated
	14kAIC@480Y/277V Fully Rated to 65kAIC Series Rated

Power Measurement	Mains Current Accuracy: 2% of reading from 1-10% 1% of reading from 10-100%
	Mains Voltage Accuracy: 1% of reading from 90 - 480V Line to Neutral
	Mains Power Data: Voltage, Current, PF, Hz, VAHrs, VARHrs, and WHrs
	Branch Current Accuracy: 1% of reading from 2.0-100A 2% of reading from 0.25-2A
	Branch Power Data: Watts, PF, VAHrs, and VARHrs
	Data Update Rate: Less than 1 second for all branch circuits (all measured values)

Mains Configuration	100 Amp Main Lugs Only	225 Amp Main Lugs Only	400 Amp Main Lugs Only	600 Amp Main Lugs Only
	100 Amp Main Breaker	225 Amp Main Breaker	400 Amp Main Breaker	600 Amp Main Breaker

Circuit Breaker Options (6 to 48 branch circuits)	1 Pole	15 Amp Controlled	20 Amp Controlled	30 Amp Controlled	15 Amp
		20 Amp	30 Amp	40 Amp	50 Amp
		60 Amp	70 Amp	90 Amp	100 Amp
	2 Pole	15 Amp Controlled	20 Amp Controlled	30 Amp Controlled	15 Amp
		20 Amp	30 Amp	40 Amp	50 Amp
		60 Amp	70 Amp	90 Amp	100 Amp
	3 Pole	15 Amp	20 Amp	30 Amp	40 Amp
		50 Amp	60 Amp	70 Amp	90 Amp
		100 Amp			

Communication Protocols	Modbus/TCP	Modbus/ASCII	Modbus/RTU	DNP 3.0
	Webserver	EtherNet/IP	DMX-512	Allen Bradley
	BACnet	LonWorks	Zigbee	GE-SRTP/EGD



W. A. Benjamin Electric Company
Manufacturers of Quality Electrical Power Distribution Equipment